

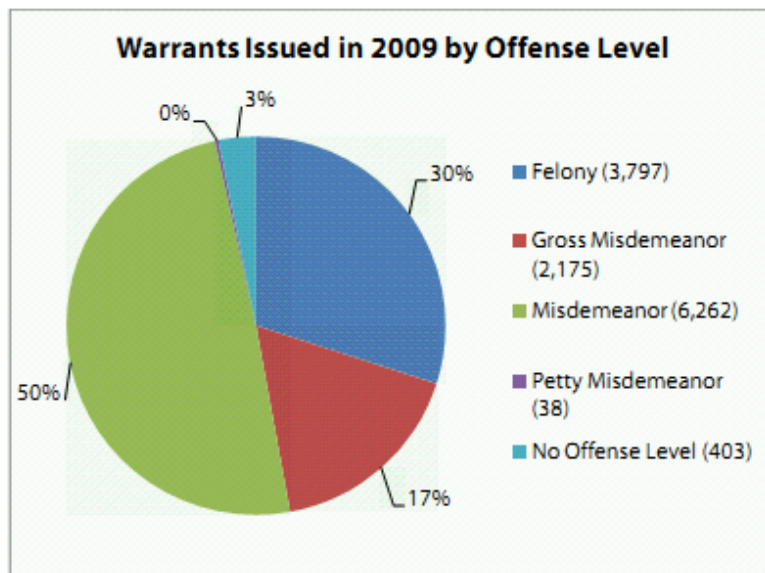
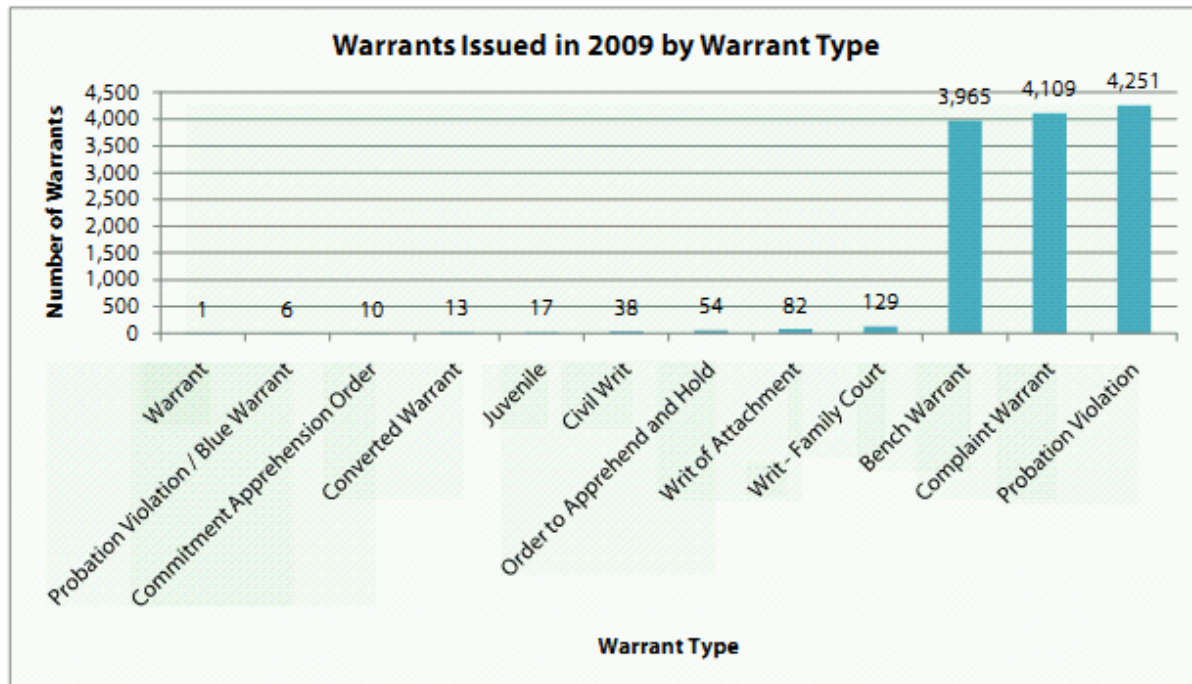
Example: Ramsey County, Minnesota, Baseline Data Collected on Warrants

WARRANTS IN RAMSEY COUNTY

Ramsey County's Evidence Based Decision Making Initiative (EBDMI)

2009 WARRANT SUMMARY

12,675 warrants were issued in Ramsey County in 2009. Of those, the top three warrant types were Bench Warrants (3,965 or 31%), Complaint Warrants (4,109 or 32%), and Probation Violation Warrants (4,251 or 33%).
Note: conditional release warrants are counted as bench warrants.



Of the 12,675 warrants issued in 2009, nearly 50% (6,262) were for misdemeanor offenses. The second most common offense level was a felony (30%) followed by gross misdemeanor offenses (17%).

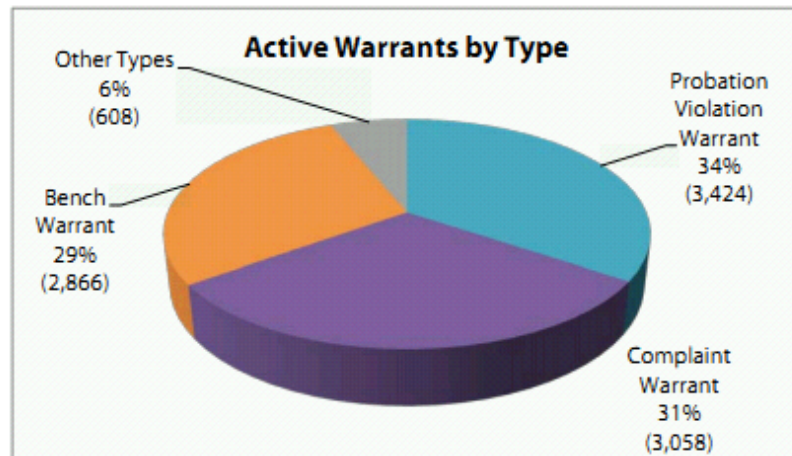
Number of Active Warrants

As of April 8, 2011, Ramsey County had approximately **9,956 active warrants** representing **8,795 people**. Of those 1,161 people (approximately 12%) had one or more active warrants.

Type of Active Warrants

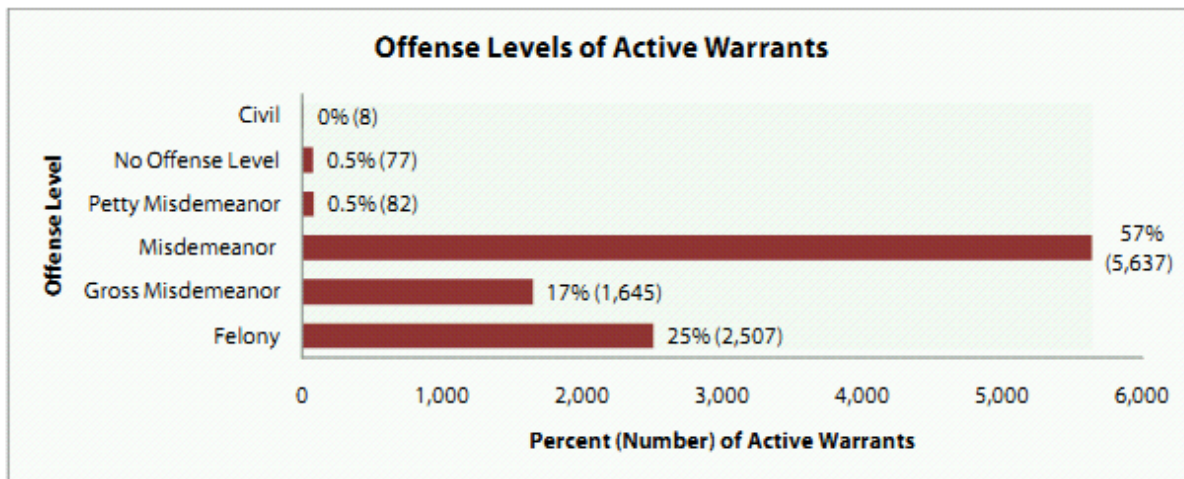
Probation Violation Warrants (3,423 or 34%), Complaint Warrants (3,058 or 31%), and Bench Warrants (2,865 or 29%) represented the top three types of active warrants.

Probation Violation Warrants, Complaint Warrants, and Bench Warrants account for 94% (or 9,348) of all active warrants.



Other types of warrants included Warrant [no type specified] (396 or 4%), Housing Court Warrants (71 or 0.7%), and Civil Writs (59 or 0.6%).

Offense Level of Active Warrants



Misdemeanor warrants represented 57% (or 5,637) of active warrants. Felony warrants (25% or 2,507) and Gross Misdemeanor warrants (17% or 1,645) represented approximately 42% of the remaining offense levels of active warrants.